

Guide to Register on BALMS (Baha'i Academy's Learning Management System) to access the 2-Credit VEC Course: "Welcoming Diversity for Building Society: Democracy, Constitution, and Election"

- ❖ Dear Students! Here are the steps to register on the Course Learning Management System (BALMS): **Register as soon as possible and start your Course.**

Step 1: Click on the link: <https://bahaiacademyonline.com/registration/>

Step 2: The registration page will open; Please type your **PRN number** in the space provided. After you enter the correct PRN number, the other details will be filled automatically, as shown below. Fill in your **District, Phone Number** and **Email Id**. Then click on **Send OTP** button. OTP will come to your email.

The image shows a screenshot of the BALMS registration form. The form is divided into two columns. The left column contains the following fields: PRN Number (with a blue arrow pointing to the input field containing '2024015336'), Title (dropdown menu with 'Mr.' selected), Full Name (input field with 'KAVALE'), District (dropdown menu with 'Select' selected, with a blue arrow pointing to it), University (dropdown menu with 'Shivaii Universitv. Kolhaour'), College (dropdown menu with 'Venutai Chavan College [VCK]'), Course (dropdown menu with 'Welcoming Diversity For Building Society: Democracy, C...'), Course ID (input field with '11809'), Discipline (input field with 'Commerce and Management'), and Course of Study at the College (input field). The right column contains: Karad (dropdown menu), University (dropdown menu with 'Shivaii Universitv. Kolhaour'), College (dropdown menu with 'Venutai Chavan College [VCK]'), Course (dropdown menu with 'Welcoming Diversity For Building Society: Democracy, C...'), Course ID (input field with '11809'), Discipline (input field with 'Commerce and Management'), Course of Study at the College (input field with 'Bachelor of Commerce'), DOB (input field with '22/06/2006'), Gender (dropdown menu with 'Male'), Phone Number (input field with '9999888877', highlighted with a red box and a blue arrow), Email Address (input field with 'abc@gmail.com', highlighted with a red box and a blue arrow), and a Send OTP button (highlighted with a red box and a blue arrow).

BALMS
Baha'i Academy Learning
Management System

Please fill all the required form detail

PRN Number *

2024015336

Title * **Full Name ***

Mr. KAVALE

District *

Select

University *

Shivaii Universitv. Kolhaour

College *

Venutai Chavan College [VCK]

Course *

Welcoming Diversity For Building Society: Democracy, C...

Course ID

11809

Discipline *

Commerce and Management

Course of Study at the College *

Bachelor of Commerce

DOB * **Gender ***

22/06/2006 Male

Phone Number *

9999888877

Email Address *

abc@gmail.com

Send OTP

Step 3: Please enter the OTP sent by the **BALMS** to the provided email id then click on **Save** to submit your registration form.

Verification OTP - BALMS External

BALMS Registration <no-reply@bahaiaacademyon... 12:27 PM (5 hours ago) ☆ ↶ ⋮
to me ▾



Hi Me,
Please use the following verification code to confirm your account. This code will be valid only for 15 minutes.

Verification Code: 300031
Please enter this code in the verification section of your registration page to activate your account.

Best Regards,
BALMS

Phone Number *

9999888877

Email Address *

abc@gmail.com

Please enter OTP sent to your email

OTP

[Resend OTP](#)

 Save

❖ After successful registration, you will see a confirmation page as shown below. Click on **Ok** to finish the registration.



Thank You!

Registration Successfully Completed.

 OK

- ❖ You will receive the password through your registered email address. Your PRN number is your Username.

Bahá'í Academy-LMS: New user account

External Inbox x

Admin User (via LMS of Bahá'í Academy) <n... 12:31PM (5 hours ago)
to me ▾

Hi Me Many,

A new account has been created for you at 'Bahá'í Academy-LMS'
and you have been issued with a new temporary password.

Your current login information is now:
username: 202501!
password: Me42!
(you will have to change your password when you login for the first time)

To start using 'Bahá'í Academy-LMS', login at
<https://bahaiaacademyonline.com/login/?lang=en>

In most mail programs, this should appear as a blue link
which you can just click on. If that doesn't work,
then cut and paste the address into the address
line at the top of your web browser window.

Cheers from the 'Bahá'í Academy-LMS' administrator,

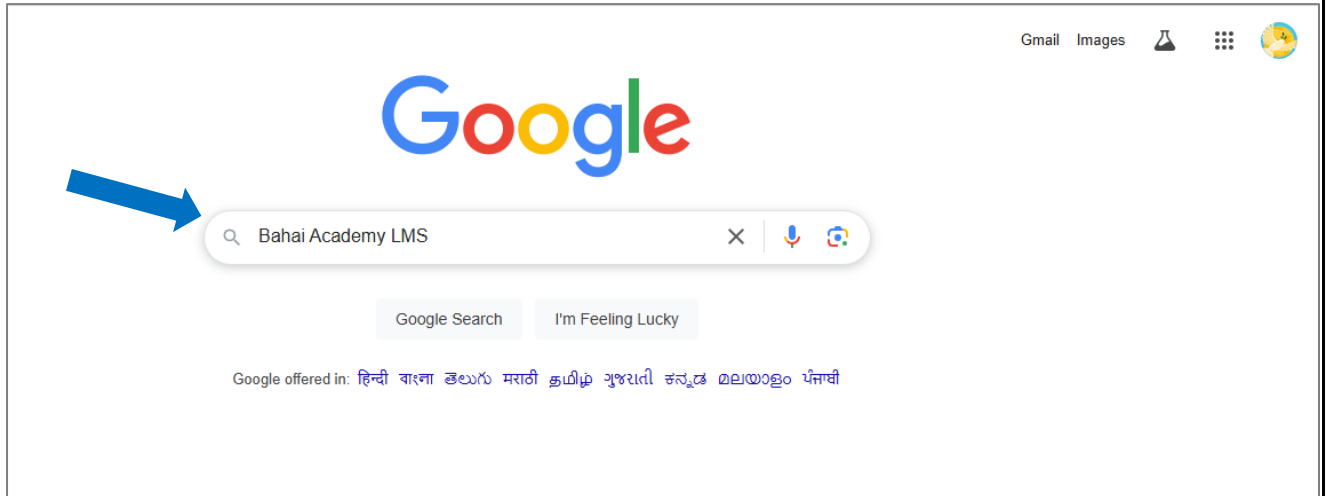
Admin User
BALMS

To log in to BALMS Use the following steps and access the Course.

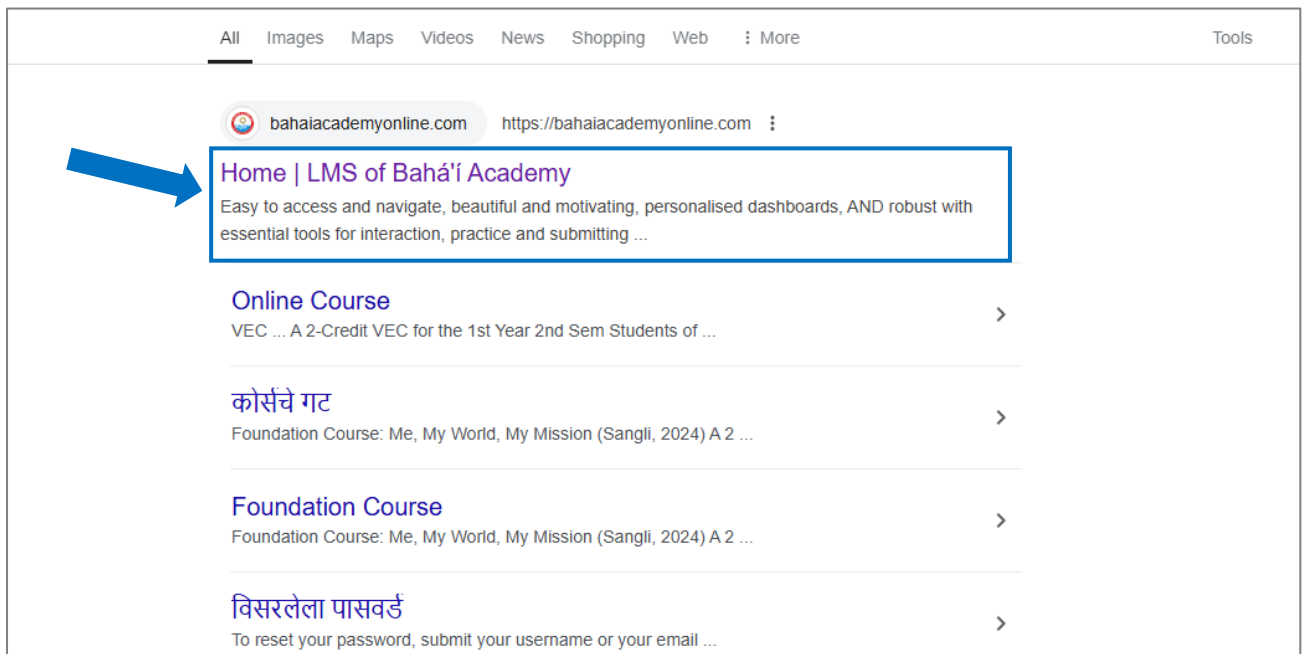
Step 1: Click on this link: <https://bahaiacademyonline.com/>

Or

Type Bahai Academy LMS on Google.



Step 2: Select the First link.

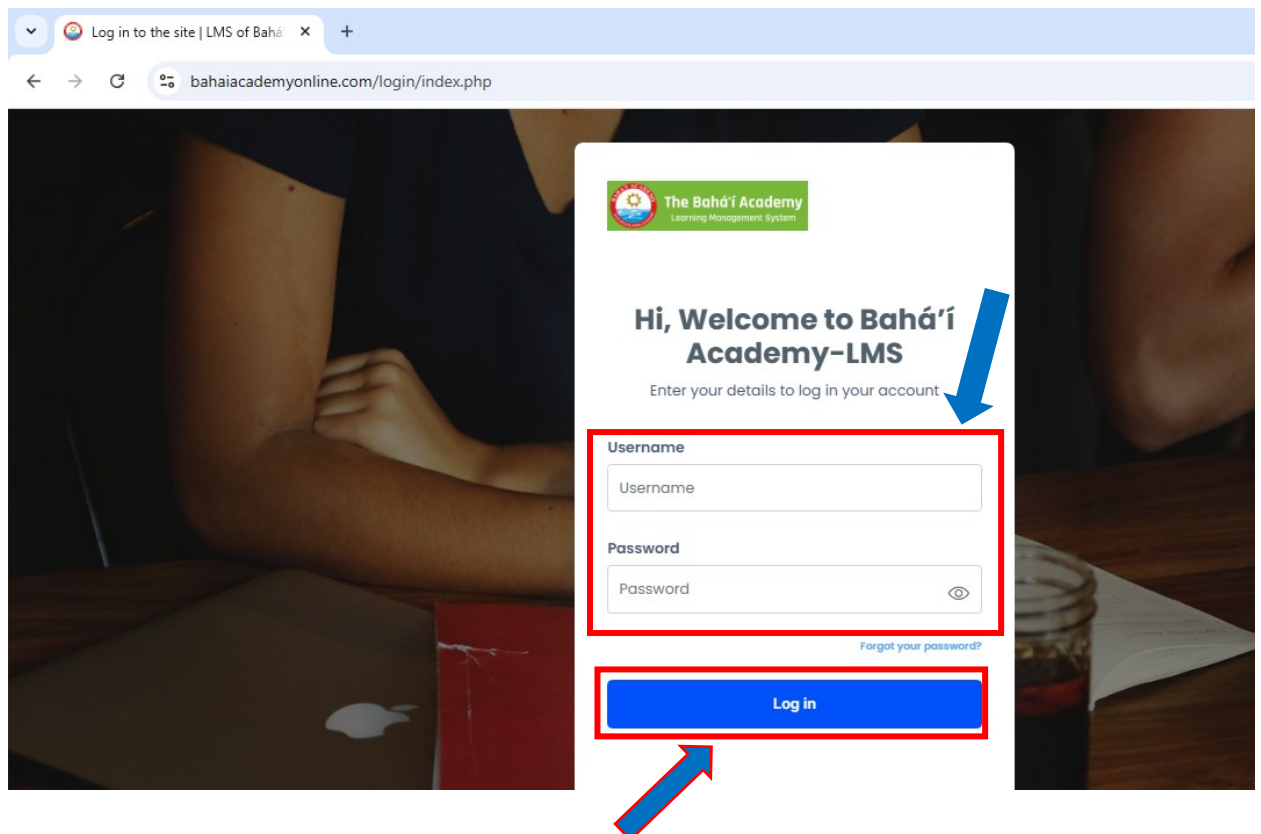


Step 3: BALMS will open; click the **Login** option in the top right corner.



Step 4: The login page will open.

- Please type the username (**PRN Number is Username**) and password (**Sent to your email**) and click on **Log in**. Please change your password after the first login.

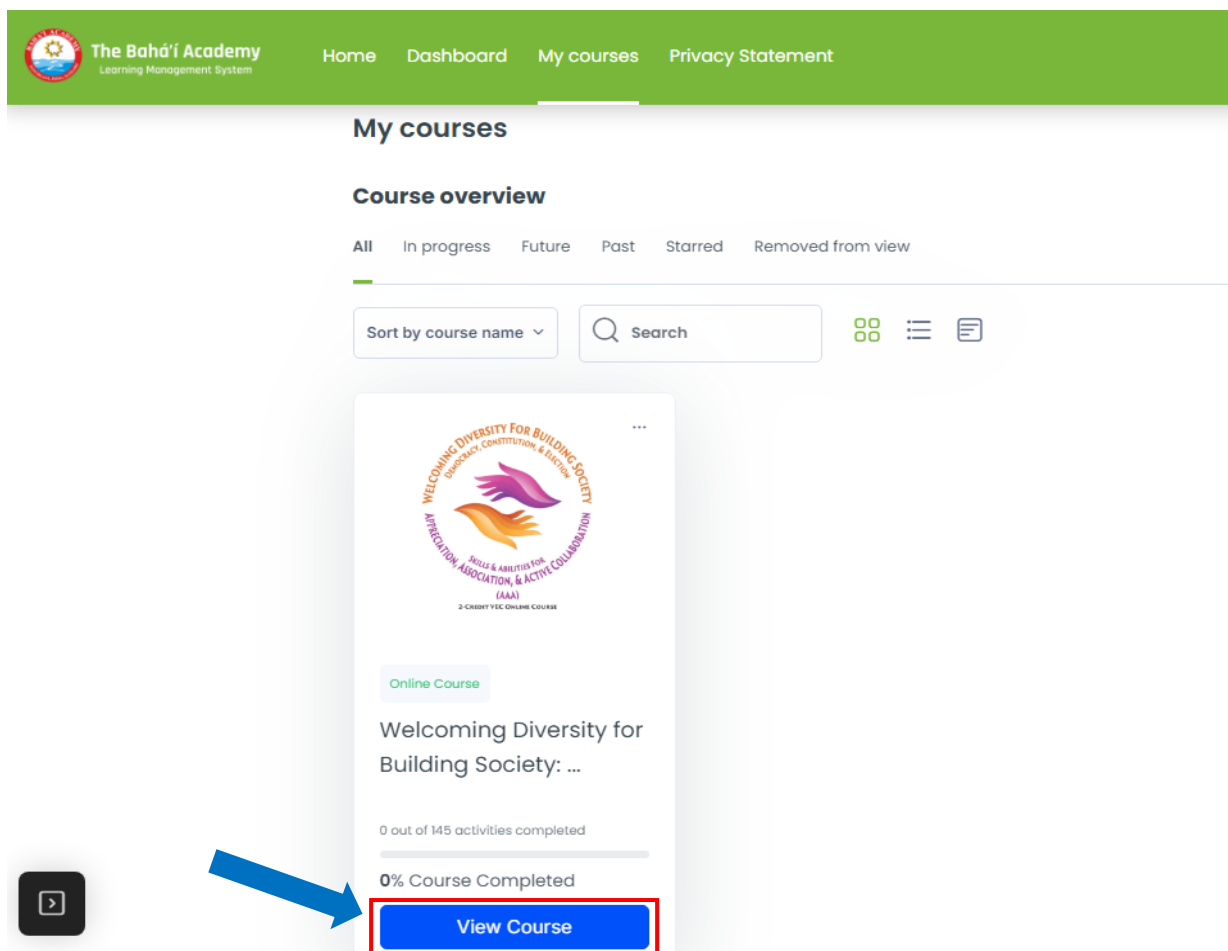


Step 5: After Login to the BALMS, the home page will open. Select **My Courses** option to access your Course.



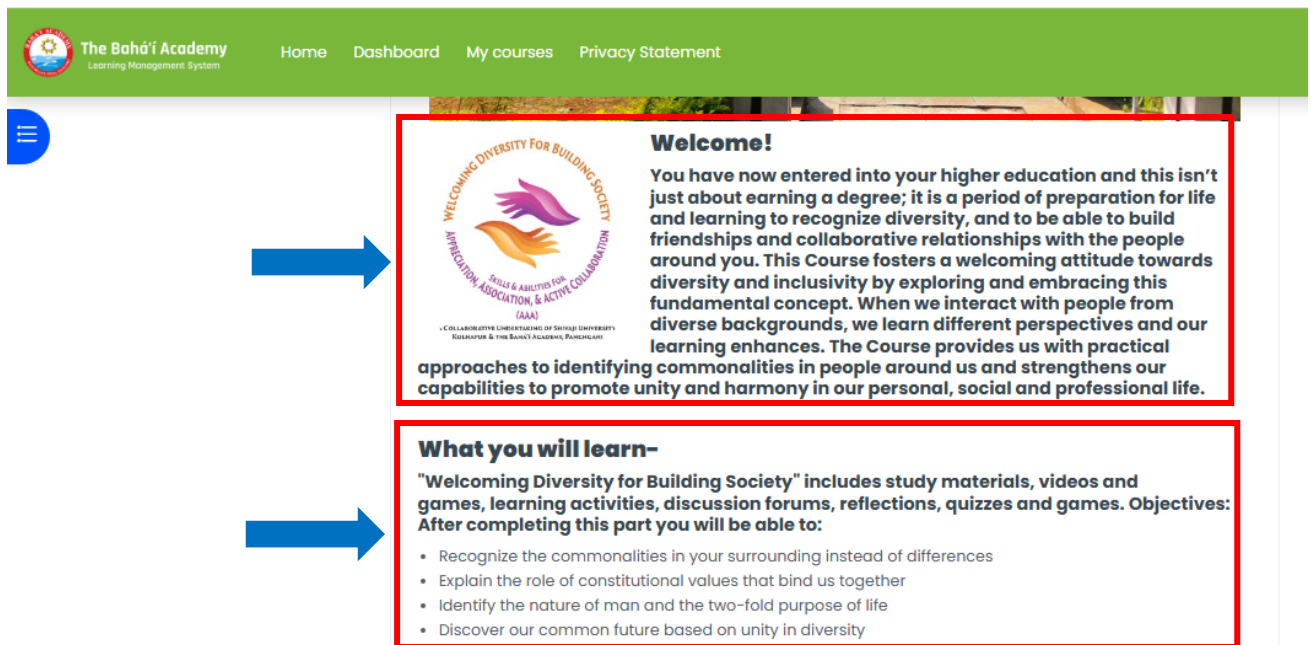
Step 6: You will be able to view the course “**Welcoming Diversity for Building Society: Democracy, Constitution, and Election.**”

- Click on **View Course** under "Welcoming Diversity for Building Society: ..."



Step 7: Now you will be able to access the entire course.

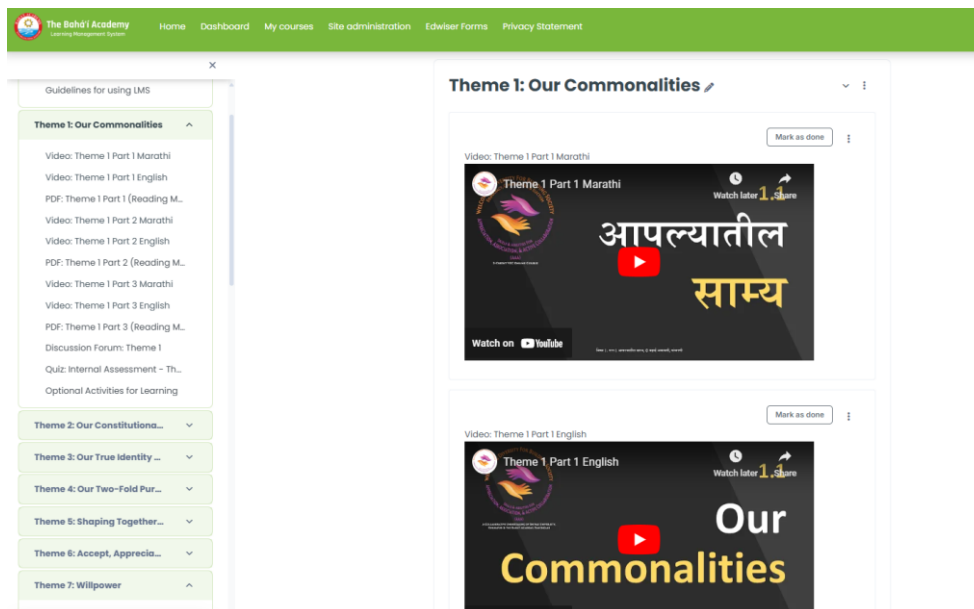
- Please read the 'overview' of the Course and 'What you will learn' section:



The screenshot shows the user interface of The Bahá'í Academy Learning Management System. The top navigation bar includes 'Home', 'Dashboard', 'My courses', and 'Privacy Statement'. A blue arrow points to the 'Welcome!' section, which features a circular logo with the text 'WELCOMING DIVERSITY FOR BUILDING SOCIETY' and 'SKILLS & ABILITIES FOR INCLUSION, ASSOCIATION, & ACTIVE COLLABORATION'. The text below the logo reads: 'Welcome! You have now entered into your higher education and this isn't just about earning a degree; it is a period of preparation for life and learning to recognize diversity, and to be able to build friendships and collaborative relationships with the people around you. This Course fosters a welcoming attitude towards diversity and inclusivity by exploring and embracing this fundamental concept. When we interact with people from diverse backgrounds, we learn different perspectives and our learning enhances. The Course provides us with practical approaches to identifying commonalities in people around us and strengthens our capabilities to promote unity and harmony in our personal, social and professional life.'

A second blue arrow points to the 'What you will learn-' section, which states: '"Welcoming Diversity for Building Society" includes study materials, videos and games, learning activities, discussion forums, reflections, quizzes and games. Objectives: After completing this part you will be able to:'

- Recognize the commonalities in your surrounding instead of differences
- Explain the role of constitutional values that bind us together
- Identify the nature of man and the two-fold purpose of life
- Discover our common future based on unity in diversity



The screenshot shows the course content for 'Theme 1: Our Commonalities'. The left sidebar lists various resources for each theme, including videos in Marathi and English, PDFs, and discussion forums. The main content area displays two video thumbnails. The top video is titled 'Theme 1 Part 1 Marathi' and features the text 'आपल्यातील साम्य' (Our Commonalities) in Marathi. The bottom video is titled 'Theme 1 Part 1 English' and features the text 'Our Commonalities' in English. Both videos have a 'Watch later' button and a 'Mark as done' button.

Note: - Please note that you should also attend the weekly troubleshooting sessions for any other queries you may have.

----- Thank you -----